

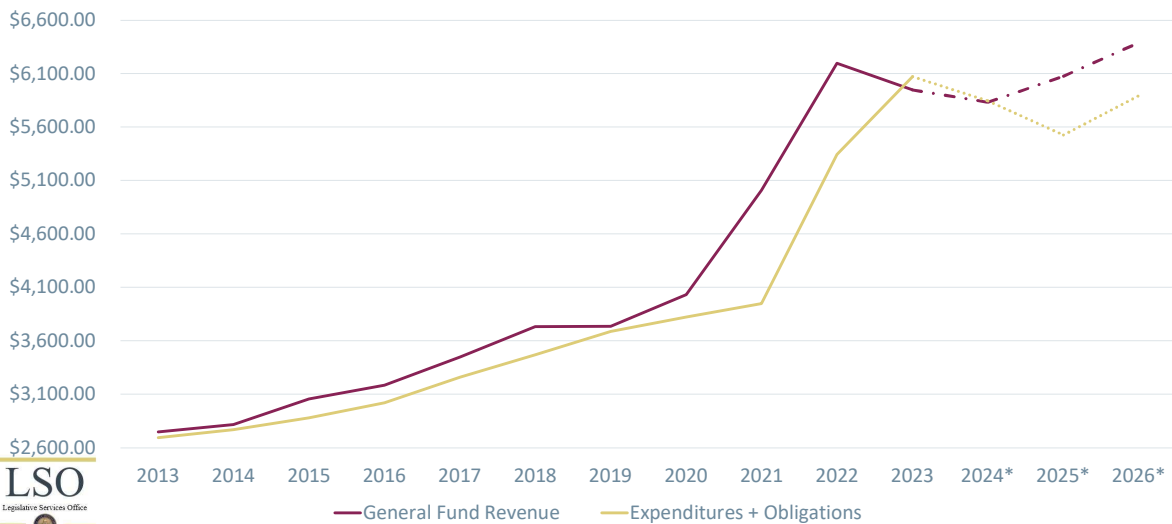


State Budget Update

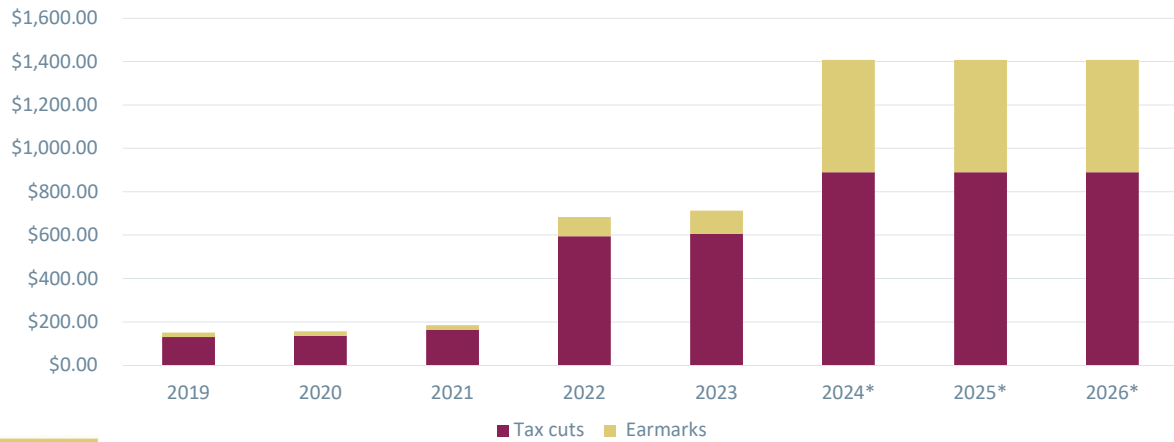
Prepared for Economic Outlook and Revenue Assessment Committee

Keith Bybee, Manager
 Budget & Policy Analysis
 January 4, 2024

General Fund (in Millions)



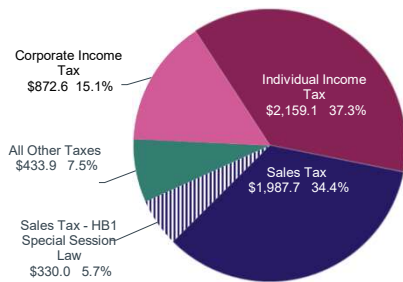
Tax Cuts and Revenue Earmarks



General Fund Revenues & Appropriations (in Millions)

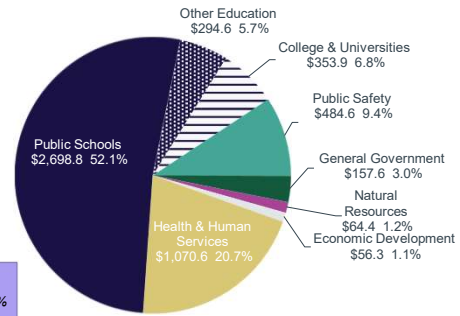
FY 2024

Where the money comes from ...



Current Estimated Revenue \$5,833.0

Where the money goes...



Total Appropriations \$5,181.0

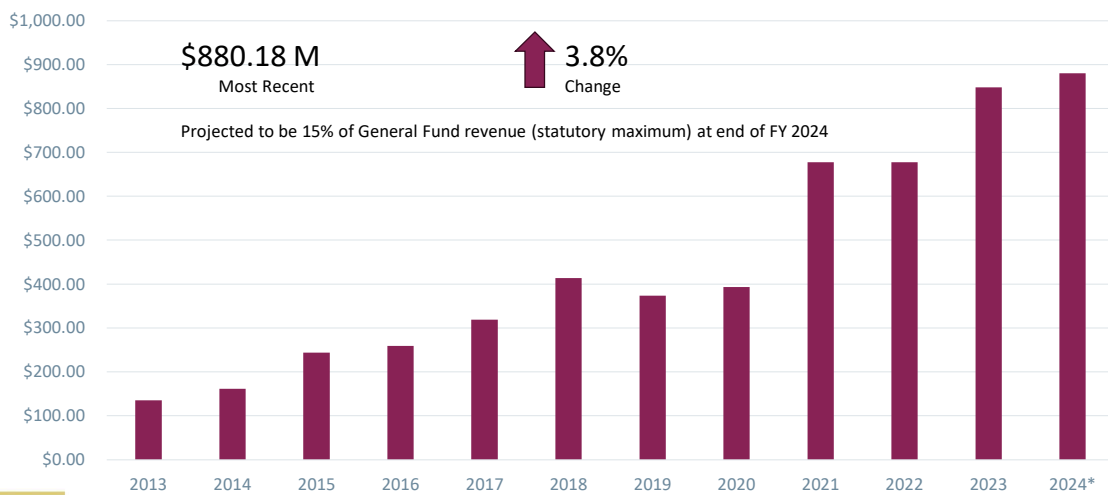


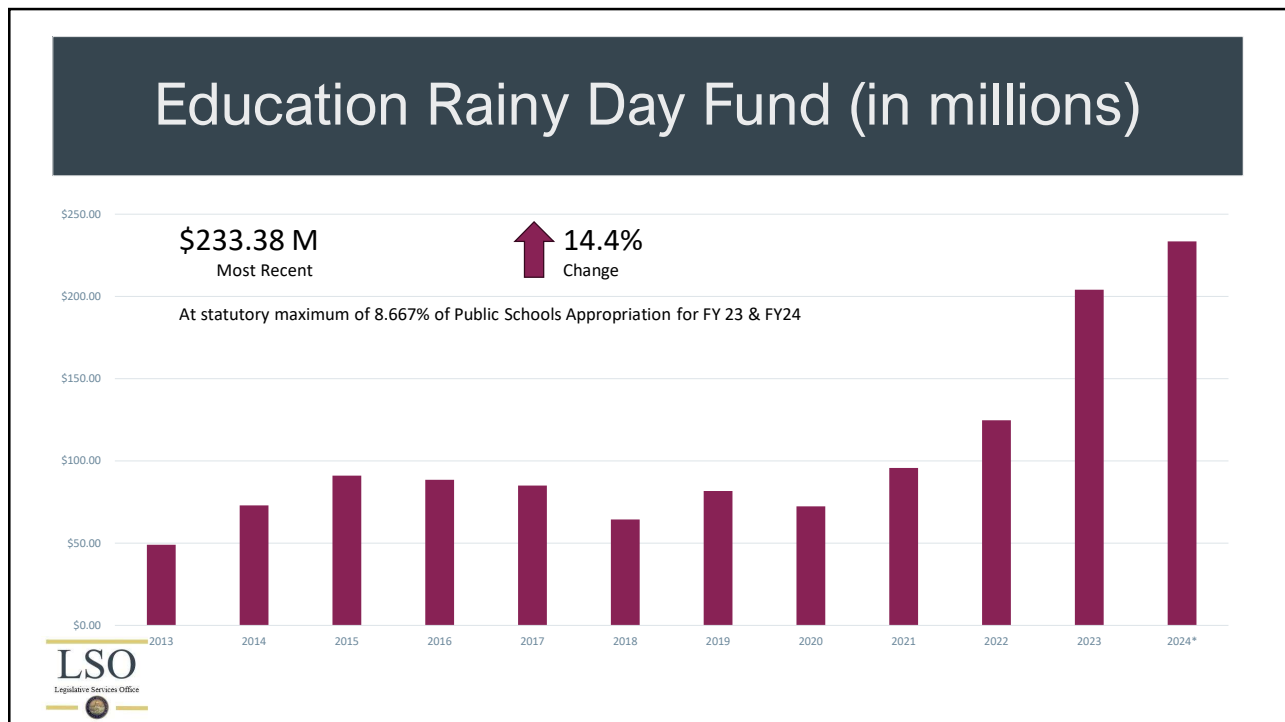
General Fund Obligations and Tax Rebates

\$ in Millions	FY 2021	FY 2022	FY 2023	FY 2024	Total
Roads (ITD & Locals)	\$126.0	\$352.9	\$445.0	\$402.8	\$1,326.7
Permanent Building Fund	\$91.5	\$471.5	\$452.8	\$94.1	\$1,109.9
Savings (Budget Stabilization, PESF, 27th Payroll)	\$339.6	\$109.1	\$217.0	\$61.7	\$727.4
Natural Resources	\$53.0	\$163.2	\$409.0	\$78.7	\$703.9
Tax Rebates	\$0	\$350.0	\$575.0	\$0	\$925.0
Others	\$14.3	\$20.5	\$114.0	\$88.8	\$237.6
Total	\$624.4	\$1,467.2	\$2,212.8	\$746.1	\$5,050.5



General Fund Rainy Day Fund (in millions)

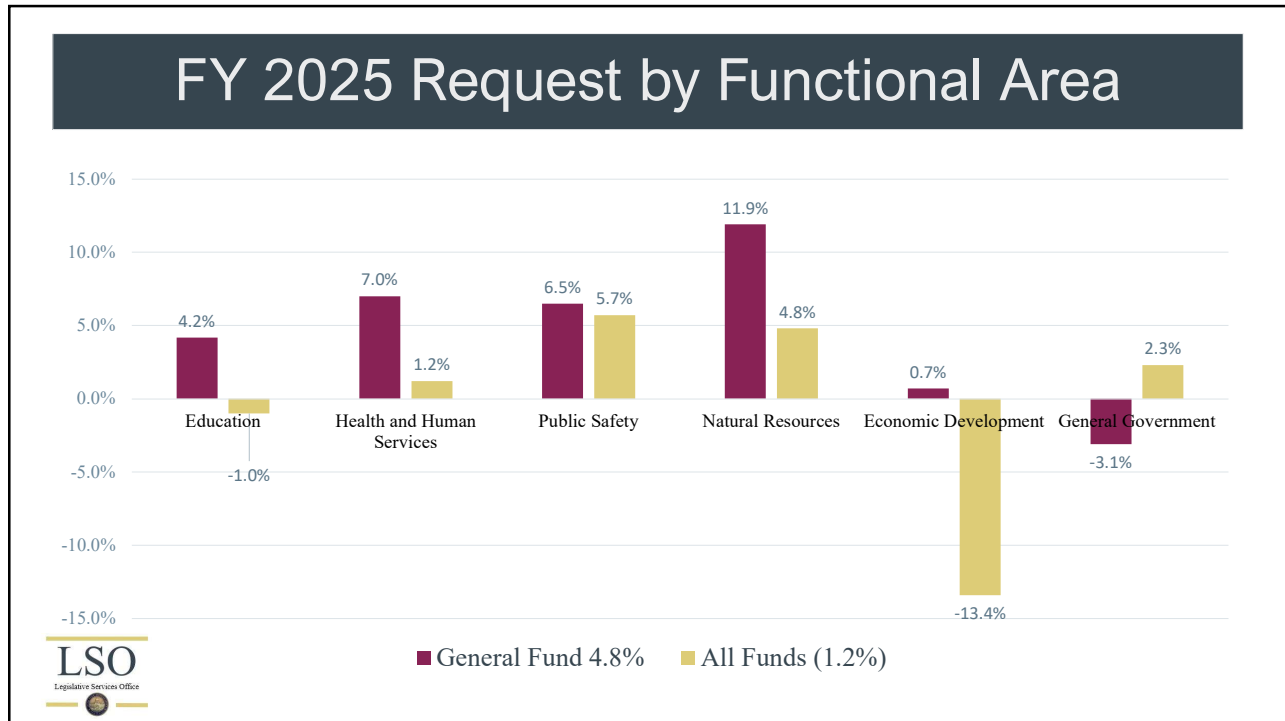




Cash Position Then and Now

	Ending Balance 2009	Beginning Balance 2024
Cash	\$248.8	\$416.4
Budget Stabilization Fund	\$140.6	\$880.2
Economic Recovery Reserve Fund	\$66.1	
Public Education Stabilization Fund	\$112.1	\$233.4
Emergency Funds	\$3.3	\$35.9
Other	\$70.21	\$100.8
Total	\$641.1	\$1,666.6
<i>As Percentage of Original Appropriation</i>	21.7%	32.1%

LSO
Legislative Services Office



Contact Information



Keith Bybee, Manager
Budget & Policy Analysis
Legislative Services Office

Office #C305
(208)334-4739
kbybee@Lso.Idaho.gov

LSO
Legislative Services Office